



“The mind is not a vessel to be filled, but a fire to be kindled”

- Plutarch

OVERVIEW



1

People in the workplace must process, internalize and act on huge amounts of information daily

2

They are still struggling to translate this into efficient and effective delivery of outcomes

3

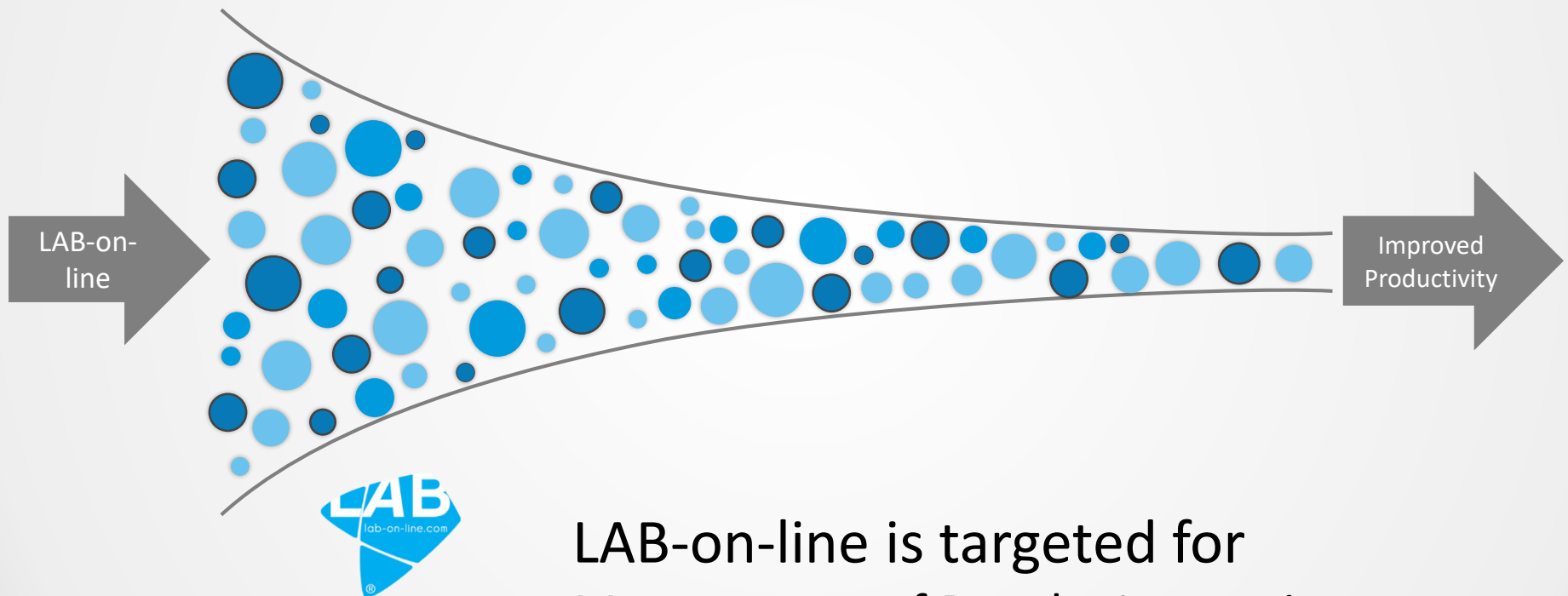
Growing need for cognitive improvement solutions

LAB-on-line in the corporate & business world

- Pre- and Post- assessment
- E-learning module
- Coaching and Tutor Support
- Enhanced Teaching and Learning in Languages
- Implementation Support

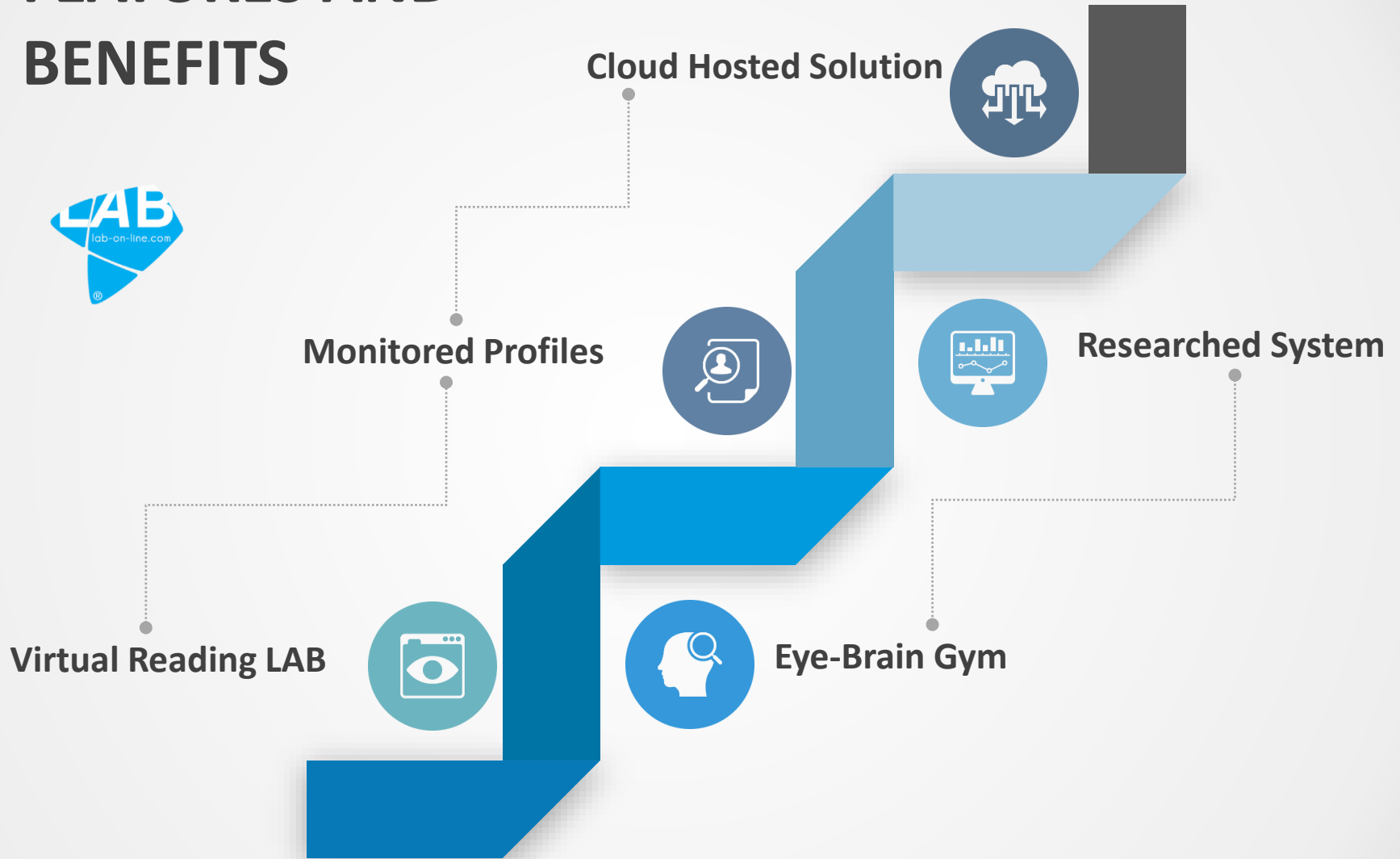


LAB-on-line connects with High Impact People Development Outcomes



LAB-on-line is targeted for
Management of People, Innovation,
Technology, Business and Learning

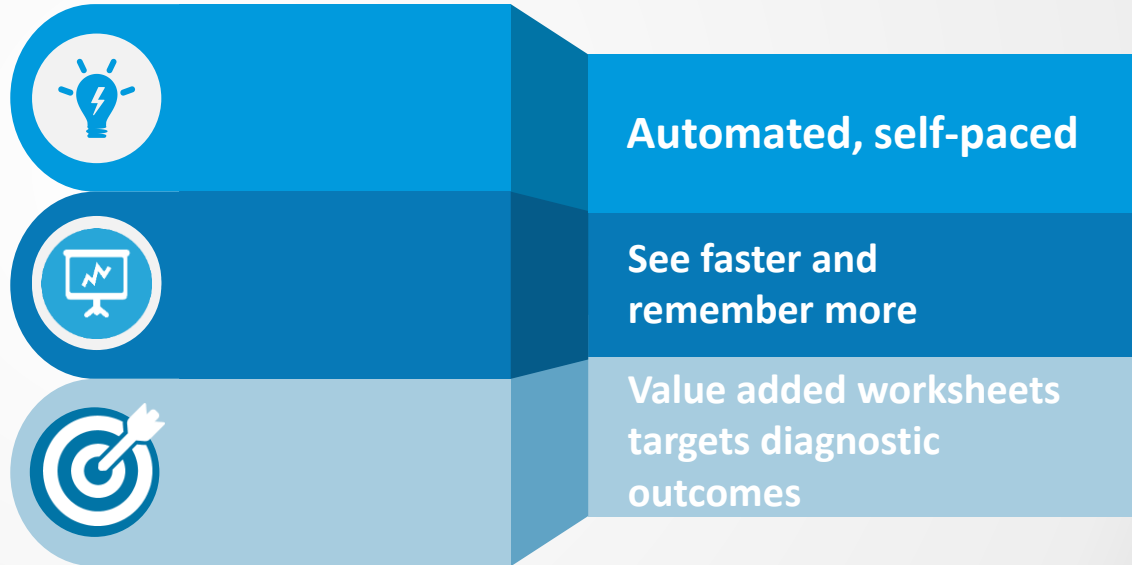
FEATURES AND BENEFITS



Eye-Brain Activation



- 1 Develop Visual Skills, Memory and Comprehension
- 2 Improve Vocabulary and Language
- 3 Remember and Internalise Information



User Benefits

1. Neuro-wiring
2. Visual Skills Development
3. Scaffolded Staged Approach
4. Comprehension Improvement
5. Improved Analytical skills and decision-making
6. LM&M Platform
7. Researched Implementation based on globally-accepted metrics
8. Profile Monitoring ensures real- time reporting and implementation

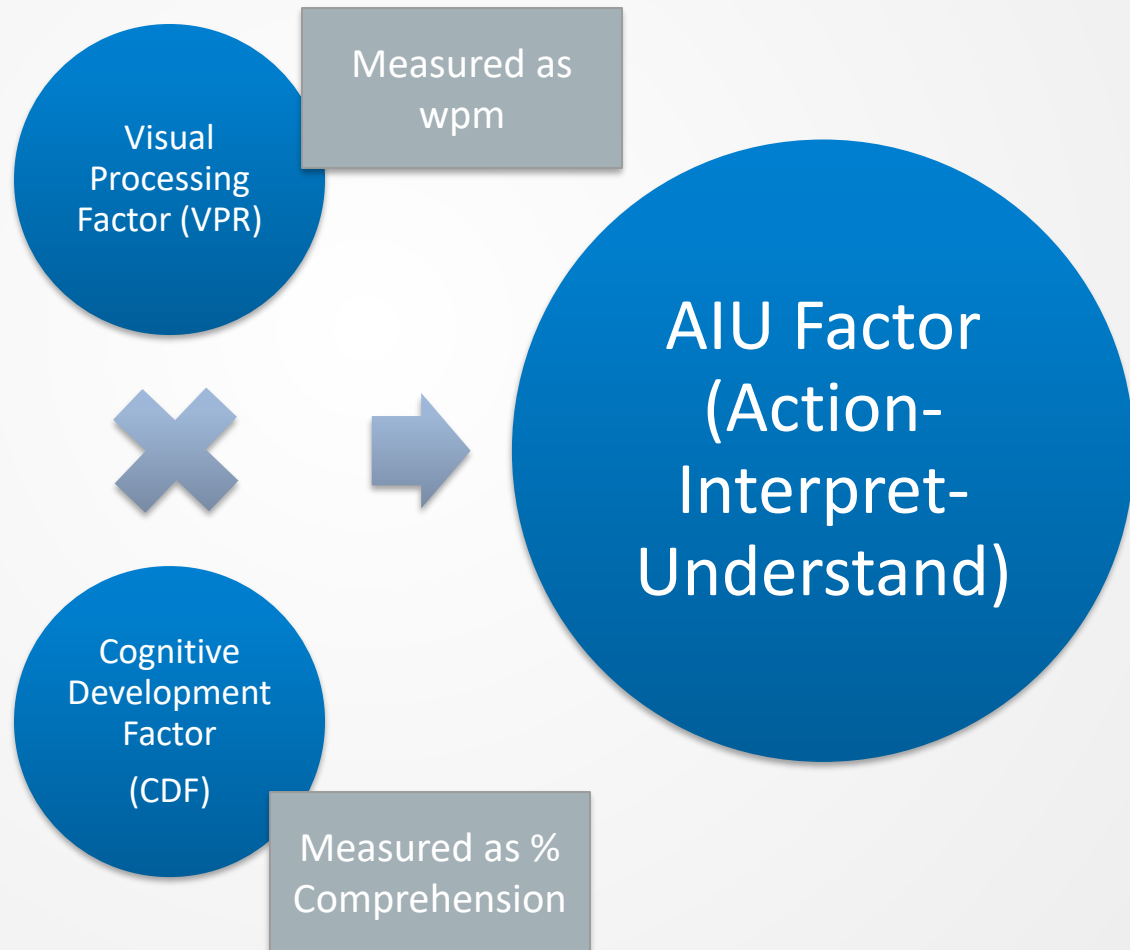
LAB-on-line



Gives employees the **internal structure** needed in order to have **efficient ability to interact** with information

Metrics & Measurability For the Individual

- Perceptual Accuracy
- Visual Efficiency
- Visual Accuracy
- Visual Memory



- Depth of Comprehension
- Information Processing Ability

Metrics & Measurability at Organizational Level



Stages



Post ABET Level 5 (NQF 2 / 3):

Stage C1	NQF 1
Stage C2	NQF 2
Stage C3	NQF 3
Stage C4	NQF 4
Stage C5	NQF 5
Stage C6	NQF 6 (benchmarked)

For Pre ABET Level 5, there 2 B Stages available

INSTITUTIONAL GROUP 1

Results (Expected Stage: C3) 2008 - 2016



International Visual Processing Factor Norms: Stage C3 (224)

Group		Pre-evaluation					Post evaluation				
		¹ IS	VPF	CDF	AIUF	² TN	VPF	CDF	AIUF	² TN	³ ES
2008	74	B5	149	69%	102.81	-33%	273	80%	218.4	22%	C5
2009	99	B6	120	70%	84	-46%	375	80%	300	67%	C6
2010	160	B4	165	68%	112.2	-26%	285	85%	242.25	27%	C6
2011	181	B6	145	59%	85.55	-35%	337	70%	235.9	50%	C6
2012	164	B6	137	67%	91.79	-39%	353	69%	243.57	58%	C6
2013	170	B5	151	73%	110.23	-33%	328	72%	236.16	46%	C6
2014	195	B7	115	73%	83,95	-49%	255	71%	181.05	14%	C5
2015	230	B7	116	68%	78.88	-48%	255	65%	165.75	14%	C4
2016	200	B7	131	51%	66,81	-42%	289	67%	193.63	29%	C5

¹IS – Initial average stage of the group

²TN – VPF % improvement to the norm

³ES – Stage at which the group's VPF was after the course

INSTITUTIONAL GROUP 1

Results 2016



Norms: Level C3 (224)

